




# WHAT **IN THE** WORLD ?



**Anytime is Learning Time.**




Find more games and activities at

**[pbskids.org](http://pbskids.org)**

The PBS KIDS logo is a registered mark of Public Broadcasting Service and is used with permission. Dinosaur Train TM & © 2014 The Jim Henson Company. National corporate sponsorship provided by VINCI Inspire The Genius. All Rights Reserved. FOR PROMOTIONAL USE ONLY. Curious George is a production of Imagine, WGBH and Universal. Curious George and related characters, created by Margret and H.A. Rey, are copyrighted and trademarked by Houghton Mifflin Harcourt and used under license. Licensed by Universal Studios Licensing LLC. Television Series: © 2014, Universal Studios. All Rights Reserved. Proud Sponsors of Curious George® on PBS KIDS® are Stride Rite Children's Group, LLC., ABCmouse.com, and Houghton Mifflin Harcourt. FOR PROMOTIONAL USE ONLY. © 2014 Kratt Brothers Co/9 Story Entertainment. All Rights Reserved. National corporate sponsorship provided by Chuck E. Cheese's®. FOR PROMOTIONAL USE ONLY. The Cat In The Hat Knows A Lot About That! TM & © 2014 Dr. Seuss Enterprises, L.P. All rights reserved.

# Curious George®



IMAGINE™  
WGBH

WGBH

UNIVERSAL  
1440 ENTERTAINMENT

The PBS KIDS logo is a registered mark of the Public Broadcasting Service and is used with permission. Curious George is a production of Imagine, WGBH and Universal. Curious George and related characters, created by Margret and H.A. Rey, are copyrighted and trademarked by Houghton Mifflin Harcourt and used under license. Licensed by Universal Studios Licensing LLC. Television Series: © 2014, Universal Studios. All Rights Reserved. Proud Sponsors of Curious George® on PBS KIDS® are Stride Rite Children's Group, LLC, ABCmouse.com, and Houghton Mifflin Harcourt. FOR PROMOTIONAL USE ONLY.

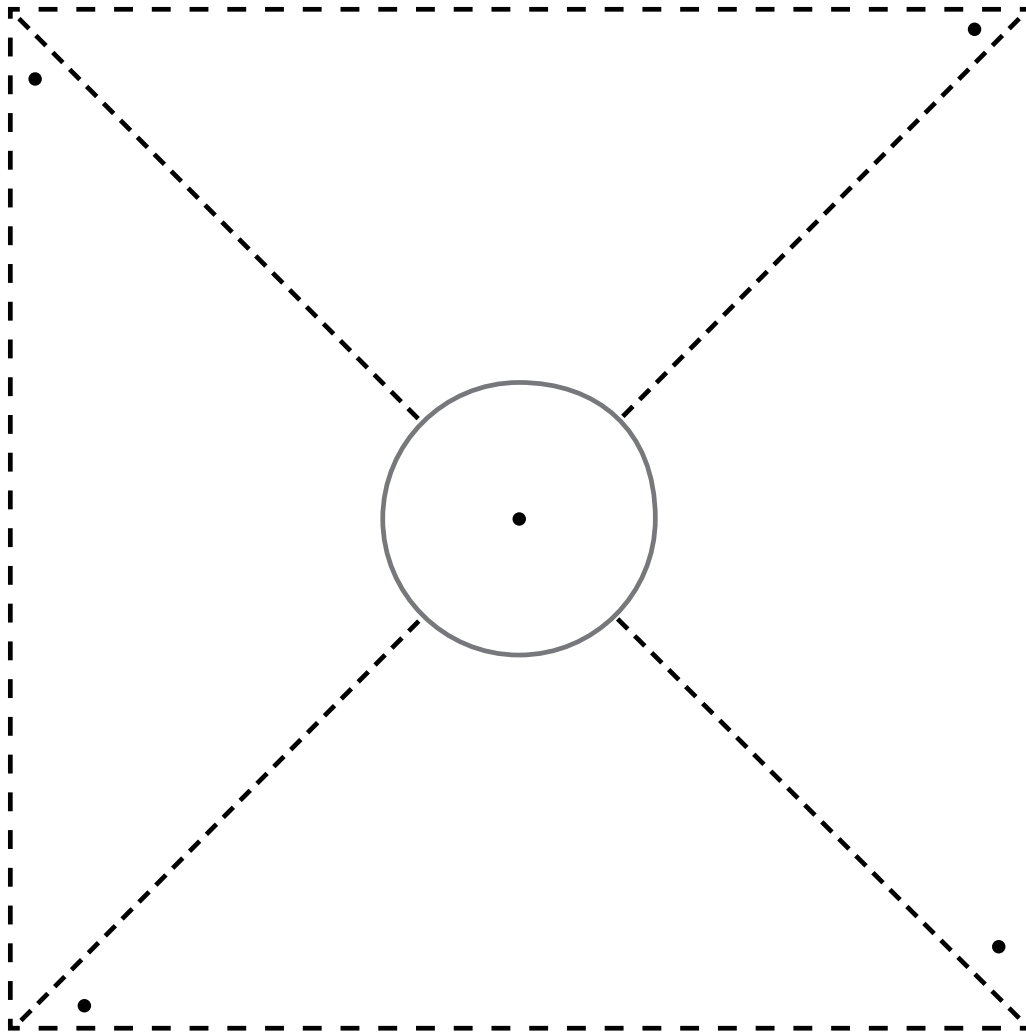

Find more games and activities at

[pbskids.org](http://pbskids.org)

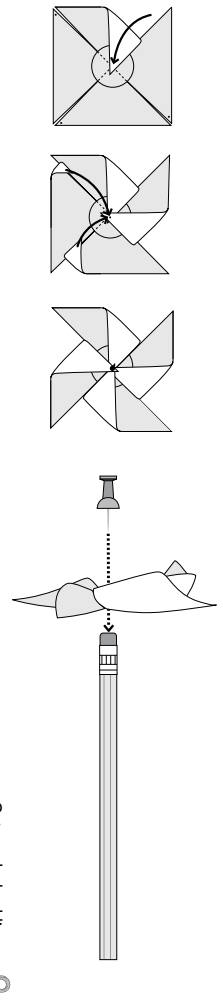


You need: , a , a  and maybe an adult to help.

1. Color the pinwheel and the blank back of this sheet.
2. Cut out the pinwheel. Then cut along the diagonal, dashed lines.
3. Use the pushpin to poke holes in the center of the pinwheel and in the four corners. Twist the pin to make the holes smooth. This will help your pinwheel spin.
4. Stick the pushpin through each of the corner holes, through the center hole, then into the top of the pencil eraser. (See drawing.)
5. Blow your pinwheel. Watch it spin! Ask: What do you notice? What is making the pinwheel spin? How else can you make it spin?



Cut on dashed lines.





# Arthur's Green Thumb

Encourage your child to have a green thumb! In this activity, children have the chance to grow beans from the ground up and create their very own garden.

## Materials

1. beans (pole, lima, or snap beans are easy to grow)
2. fork
3. marker
4. masking tape
5. old soup cans (for planters)
6. potting soil
7. gravel or pebbles
8. Arthur's Green Thumb Planter Label Worksheet

**Directions** Grow and care for plants with your children.

- 1. Prepare:** Soak the beans overnight so they will grow faster.
- 2. Plant:** Talk with your children about plants, explaining that plants need water and light to live. Help each child fill a can no more than  $\frac{1}{4}$  full with a small amount of gravel or small pebbles. Then fill each can no more than  $\frac{3}{4}$  full with potting soil. Plant the beans that have been soaked overnight under a shallow layer of dirt (one or two beans per can). Children can make labels for their planters using the Arthur's Green Thumb: Planter Label Worksheet. Place the cans in a sunny area.
- 3. Nurture:** Show children how to water their beans every day or two so that the soil is moist but not wet, and discuss how the plants change as they grow.

## Take It Further

Teach your child how to be good to the environment by playing **Groovy Garden!**

This game will teach your child little tips and tricks that will help them be greener in their daily routine.



Find more games and activities at

[pbskids.org](http://pbskids.org)



# Arthur's Green Thumb: Planter Label Worksheet

Create labels for your new garden planters!

## Directions

1. Using the boxes below, create labels for your new plants. You can write your name, the type of plant, or color on the label!
2. Cut out the label and tape onto the outside of your planter!



\_\_\_\_\_

**Your Name**

\_\_\_\_\_

**Plant Name**



**Arthur**



\_\_\_\_\_

**Your Name**

\_\_\_\_\_

**Plant Name**



**Arthur**



Find more games and activities at

**pbskids.org**





# Making Leaf and Bark Rubbings

## What You Need:

- **Trees**
- **Plain white paper and crayons with label removed**
- **Masking tape (optional)**
- **Cardboard or clipboard**
- **Paper bag for collecting leaves**

1. Take some blank paper, masking tape (optional), and crayons outside. Look for several trees with different types of bark and leaves.
2. Close your eyes and feel the bark of the trees. How does it feel? Which one is the smoothest? The roughest?
3. Use tape to hold a piece of paper on the trunk or hold the paper tightly. Lightly rub a crayon horizontally over the surface of the paper on the bark, just hard enough so that the bark's texture shows on the paper. Do this to other trees and compare the rubbings.
4. Collect some leaves from different trees. Close your eyes and feel the leaves. How do they feel? Make leaf rubbings by putting the leaf on a piece of cardboard or a clipboard, covering it with the paper, and rubbing the crayon over it.
5. Once you've made several leaf and bark rubbings, play a matching game with them. Mix them up and see if you can figure out which tree each leaf and bark rubbing came from.

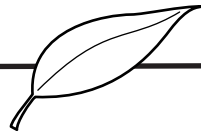
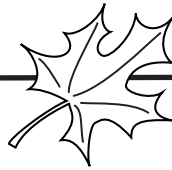
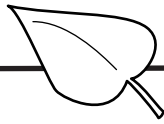



Find more games and activities at

[pbskids.org](http://pbskids.org)



# Leaf and Bark Rubbings



Find more games and activities at

[pbskids.org](http://pbskids.org)

The PBS KIDS logo is a registered mark of the Public Broadcasting Service and is used with permission. The Cat In The Hat Knows A Lot About That! TM & © 2014 Dr. Seuss Enterprises, L.P. All rights reserved.



# What's the Animal Guessing Game

Word-based guessing games are a great way to build vocabulary and knowledge, and they're do-anywhere fun!



## Directions:


(for 2 or more players)

1. One player is selected to go first. That player should think of an animal.
2. The player needs to provide word clues that describe the animal so that the other player(s) can guess the animal. But be careful – Don't slip up and say the animal's name!
3. The first player who guesses the animal correctly goes next.

Example;

- "It is large."
- "It lives in Africa."
- "It travels in herds."
- "It has a trunk."

Answer; "It's an Elephant!"



Find more games and activities at

[pbskids.org](http://pbskids.org)





# Wild Kratts Wet and Wild Word Find

Search across, down or at a diagonal to find the hidden words.

## Words:

Chris	Lizard	Platypus	Tide
Martin	Water	Submarine	Pool
Eggs	Guppy	Beaver	Bass
Whale	Island	Ecosystem	Eel
Squid	Marsh	Turtle	Rain



B	A	S	T	R	C	A	E	R	S	E	B	W
M	A	R	T	I	N	E	T	U	R	T	L	E
A	S	U	B	M	A	R	I	N	E	G	I	E
W	H	B	A	S	S	Q	U	I	C	G	Z	L
T	H	E	S	Q	U	I	D	S	O	U	G	B
I	R	A	I	N	Y	S	A	L	S	P	H	S
D	A	V	L	S	P	L	A	T	Y	P	U	S
E	G	E	I	E	O	A	I	K	S	Y	S	Q
M	A	R	S	H	O	N	W	A	T	E	R	U
C	H	R	M	K	L	D	R	B	E	V	A	R
C	P	O	L	I	Z	A	R	D	M	A	S	H

C	P	O	L	I	Z	A	R	D	M	A	S	H
M	A	R	T	I	N	E	T	U	R	T	L	E
M	A	R	S	H	O	N	W	A	T	E	R	U
E	G	E	I	E	O	A	I	K	S	Y	S	Q
D	A	V	L	S	P	L	A	T	Y	P	U	S
A	S	U	B	M	A	R	I	N	E	G	I	E
W	H	B	A	S	S	Q	U	I	C	G	Z	L
I	R	A	I	N	Y	S	A	L	S	P	H	S
T	H	E	S	Q	U	I	D	S	O	U	G	B
B	A	S	T	R	C	A	E	R	S	E	B	W

Answer Key:

Find more games and activities at

[pbskids.org](http://pbskids.org)



**What in the World?**

## **Reading List**

Books are a great way to explore the world. In a book you can go anywhere, be any size, be any creature. Here are some books to help you and your child explore the world around you.

### **The Kids' Outdoor Adventure Book: 448 Great Things to Do in Nature Before You Grow Up** *By Stacy Torino and Ken Keffer*

A fun, hands on approach to getting involved in nature, The Kids' Outdoor Adventure Book is a year-round how-to activity guidebook for getting kids outdoors and exploring nature.

Ages: Preschool - Adult

### **My First Nature Book** *by Angela K. Wilkes*

Introduce your child to nature through a variety of simple indoor and outdoor craft activities.

Ages: First - Third Grade

### **Over in the Meadow** *by Ezra Jack Keats*

This classic book by Ezra Jack Keats is filled with melodic rhyming text. Children will enjoy learning how the mother animals take care of their babies in the meadow.

Ages: Babies - Kindergarten

### **Rain** *by Manya Stojic*

The animals on the hot, African savannah use their senses to determine when the rain is coming. When the rain finally arrives, it makes the leaves grow full and green and the earth wet and muddy. Bright illustrations show how each animal enjoys the effects of a long, hard rain.

Ages: Preschool - Second Grade

### **The Raft** *by Jim LaMarche*

Nicky is reluctant to spend the summer with his grandmother by a river in the woods, thinking there will be nothing to do. However, one afternoon he discovers a raft covered with beautiful animal etchings, and soon his summer takes on a whole new focus. This exquisite picture book will captivate your child as Nicky floats down the river exploring and discovering a whole new world of forest animals and a hidden artistic talent of his own.

Ages: Kindergarten – Second Grade

### **What Do You Do with a Tail Like This?** *by Steve Jenkins and Robin Page*

This clever and engaging non-fiction book is filled with amazing facts about an assortment of animals. Using beautiful collages, parts of animals' bodies are presented with intriguing questions such as, "What do you do with a nose like this?" and "What do you do with eyes like this?" The reader is then presented with information about how each animal makes use of that particular body part. A 2004 Caldecott Honor book.

Ages: Toddler – First Grade

Find more books at

**[pbsparents.org/bookfinder](https://pbsparents.org/bookfinder)**