



Let's Explore





Puppet Pals

Play acting is a fun way to use your imagination and explore new words! Using these finger puppets, make up an adventure for Sally, the Cat and Things One and Two! Where will they go? What will they explore? Can you use some of the Cat in the Hat's favorite words like "thinga-ma-jigger", "hat", "soar", "play", and "hooray!"



First, color your puppet pals. Then have an adult cut them out along the dotted lines. Finally, lace the tab around a finger and secure with tape.

Find more games and activities at pbskids.org



The Weather in My Neighborhood


Sunny? Rainy? Cloudy? Windy? What is the weather like outside?

Draw a picture of the weather outside and label your picture with the correct weather word in each day's box.

Monday	Tuesday	Wednesday	Thursday	Friday	Saturday	Sunday

Count how many days had each kind of weather.

Sunny Rainy Cloudy Windy



What will the weather be like next week?

Monday	Tuesday	Wednesday	Thursday	Friday	Saturday	Sunday



Find more games and activities at pbskids.org



Dot's Green Thumb

Encourage your child to have a green thumb! In this activity, children have the chance to grow beans from the ground up and create their very own garden.

Materials

1. beans (pole, lima, or snap beans are easy to grow)
2. fork
3. marker
4. masking tape
5. old soup cans (for planters)
6. potting soil
7. gravel or pebbles
8. Arthur's Green Thumb Planter Label Worksheet

Directions Grow and care for plants with your children.


1. **Prepare:** Soak the beans overnight so they will grow faster.
2. **Plant:** Talk with your children about plants, explaining that plants need water and light to live. Help each child fill a can no more than $\frac{1}{4}$ full with a small amount of gravel or small pebbles. Then fill each can no more than $\frac{3}{4}$ full with potting soil. Plant the beans that have been soaked overnight under a shallow layer of dirt (one or two beans per can). Children can make labels for their planters using the Arthur's Green Thumb: Planter Label Worksheet. Place the cans in a sunny area.
3. **Nurture:** Show children how to water their beans every day or two so that the soil is moist but not wet, and discuss how the plants change as they grow.

Take It Further

Teach your child how to be good to the environment by playing

Groovy Garden!

This game will teach your child little tips and tricks that will help them be greener in their daily routine.



Find more games and activities at pbskids.org




Dot's Green Thumb: Planter Label Worksheet

Create labels for your new garden planters!


Directions

1. Using the boxes below, create labels for your new plants. You can write your name, the type of plant, or color on the label!
2. Cut out the label and tape onto the outside of your planter!



Your Name

Plant Name



Your Name

Plant Name



Find more games and activities at pbskids.org



Curious George's Recycling Challenge

It is important for everyone to do his or her part to keep the world we live in beautiful. In this activity, children have the chance to do their part and develop important early math skills by sorting recyclable materials into their correct bins.

What you'll need:

- 3 bins (labeled Paper, Cans, and Plastic)
- Materials to sort from the three categories: cans, soda bottles, water bottles, newspaper, magazines, loose leaf paper, etc...
- Scissors
- Crayons, colored pencils and/or paint

The Activity:

- Explain the three different bins to the group
- Paper, Cans, and Plastic
- Tell each child to pick out five items from the pile and put them in the correct bin
- After they have recycled the materials, award each child with a 'Recycling Expert' badge
- Have the children color the badges

Curious George®



IMAGINE™
IMAGINE

WGBH

UNIVERSAL
UNIVERSAL
1440 ENTERTAINMENT

Find more games and activities at pbskids.org



Find more games and activities at pbskids.org

Hi, Neighbor!



Your neighborhood is your child's first place to explore and call home. Help your child become familiar with the people, places and things in your neighborhood by talking about the things you see every day. Use this scavenger hunt to get to know your neighbors, and your neighborhood, a little better. **How many items can you find?**

An insect

A stop sign

A flower pot with flowers

A house or apartment with red shutters or a red door

A bicycle or tricycle

A US mail box

Leaves from three (3) different trees

A newspaper

A neighbor whose name starts with the letter "D"

Find more games and activities at pbskids.org



Lost Animals

Can you help these animals find their way home?
Draw a line from the animals to the places where they live.



monkey



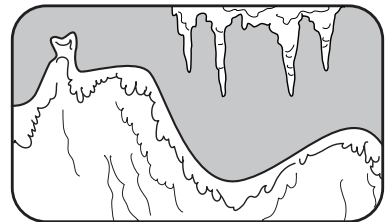
whale




camel



penguin



Antarctica



The Desert



The Rainforest



The Ocean



Find more games and activities at pbskids.org





Nature Treasure Hunt

(Note: Draw the answers to the questions on this page, or have an adult or older child help.)

Name: _____


Find 2 different kinds of plants. Draw a picture of each one below. Pay attention to the shapes of leaves and colors of any flowers.

Plants I Found



Find 2 different kinds of animals. Draw a picture of each one below. Show as many details as you can.

Animals I Found



What is a question you have about one of your animals?

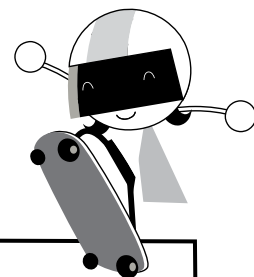


Find more games and activities at pbskids.org



My Busy Week

Use this calendar to write or draw the important things that are happening each day of your busy week. Are you planning any special play dates? Will you have any activities this week?





Monday

Tuesday

Wednesday

Thursday

Friday



Find more games and activities at pbskids.org



Literary List

Create a reading list by asking your child to come up with some topics and types of stories that interest them. When you get to the library ask your librarian to help you find books based on your list. Since you can't take all the books home now, work with your child to make a list of books that you want to come back and check out another day.

I'm interested in learning more about topics like:

I'm interested in genres like:

My reading list:

Genres:
(A genre is a category or type of literature.)

Drama: A drama usually refers to a serious story.

Comedy: A comedy usually refers to a funny story.

Poetry: Poems tell a story or describe a person, place, thing or idea. Poems are usually shorter than stories and often rhyme.

Science-fiction: Science-fiction stories are imaginary stories that often take place in the future or in space.

Biography: Biographies are true stories about real people.

Non-fiction: Non-fiction books are about something that really happened. Non-fiction can be about the past (history) or the present.



Find more games and activities at pbskids.org



Big Summer Tips

Go on a learning adventure this summer! Here are some tips to help you play, learn and explore with your family all summer long.

- 1 Share stories!** Share a story with your child and ask him/her to share one with you - you'll build valuable literacy skills.
- 2 It all adds up!** You can build math skills during everyday errands like counting apples at the grocery store.
- 3 Take advantage of the great outdoors.** Have your child record observations and build science and language skills at the same time!
- 4 Build a collection.** You can practice categorizing, sorting and counting the items and writing labels for a display or scrapbook.
- 5 Make something.** Building anything, from a windsock to a play fort helps your child develop early engineering skills.
- 6 Use mealtime.** Find letters and words on menus or compare prices.

